

PITCHING PERFORMANCE CHART

Name: _____

Date: _____

Week: _____

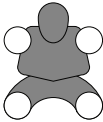
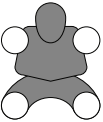
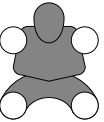
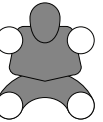

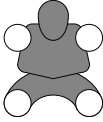
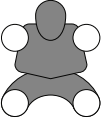
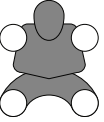
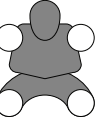
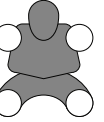
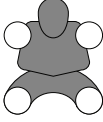
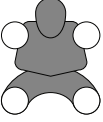
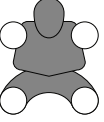
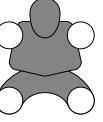
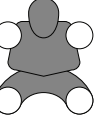
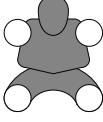
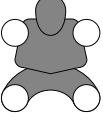
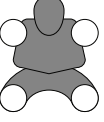
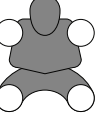
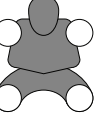
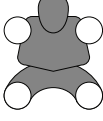
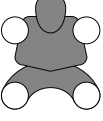
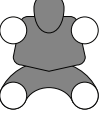
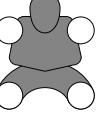
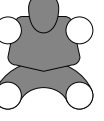
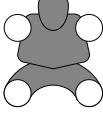
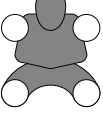
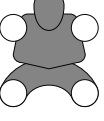
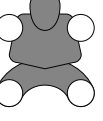
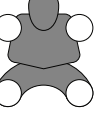
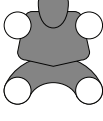
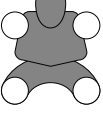
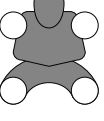
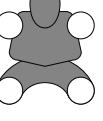
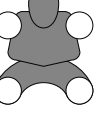
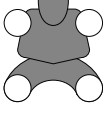
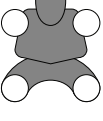
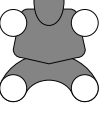

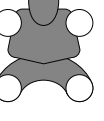
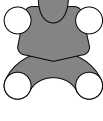
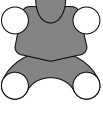
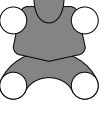
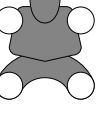
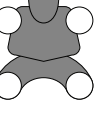
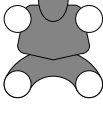
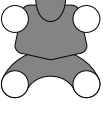
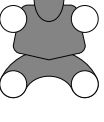
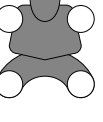
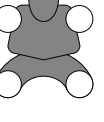
Age: _____

Ht: _____

Wt: _____

Avg: _____

Throws: L / R Pitching from mound: Yes / No Distance: 46.6 / 60.6

1-10	11-20	21-30	31-40	41-50
				
				
				
				
				
				
				
				
				
				
10 Pitch Avg _____	10 Pitch Avg _____	10 Pitch Avg _____	10 Pitch Avg _____	10 Pitch Avg _____